

Cleco



Cleco | Tame the Line

PULSE TOOLS

**DURABLE.
ECONOMICAL.
LOW MAINTENANCE.**

Cleco Pulse Tools are a proven solution for higher torque applications.

Durable by design with market leading repeatability on hard and soft joints.

The high rundown speed, excellent power to weight ratio and low vibration make these the ergonomic tool of choice.



Pulse Tools



Leading motor design combined with new body development provides exceptional biotechnology. Less vibrations allow for greater operator comfort.



With speed governor and oilless blades. Reduces tightening time with increased torque. Unique design reduces blade wear and lowers total cost of ownership.



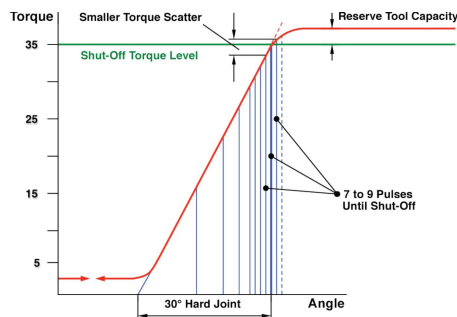
Innovative centrifugal speed control does not release the entire capacity before run down has ended. Enables operation to as low as 4 bar. Lower air consumption drives lower cost of ownership.



Simply insert hex into rear port of tool.



Mechanism ranges close to electric tool characteristics at a tolerance of +/- 10% at Six Sigma.



Hard Joint Reference




Ensures accuracy on hard joints. Can be locked into place to prevent accidental modification.



3-Chamber Motor Housing




 Double-chambered pulse unit with built-in automatic oil reserve. Up to 500.000 cycles before the first service.

Delivers market-leading repeatability for hard and soft joints.



Drive Spindle Bearing



Automatically Activated Expansion Chamber

Anti-Wobble Socket

Drive Spindle Bearing Support



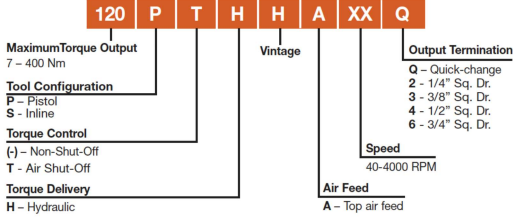
Pulse Tools

Market leading repeatability unmatched accuracy, low maintenance, inertia shut-off, low noise level, efficient 3 chamber air motor, external speed control, oil less blades reversible torque signal port

- Durable, Economical low maintenance
- Adaptor 935472 available 3/8" Square to 7/16" Quick Change



Model Number Nomenclature



Model	Output Drive	Torque Range				Free Speed r/min	Weight Lb	Air Consumption		
		Min Ft Lb	Max Ft Lb	Min Nm	Max Nm			NPT	Hose I.D.	Scfm
7PTHH35Q	1/4" Quick Change	2.95	5.2	4	7	3500	1.74	1/4	3/8	7.06
11PTHH353	3/8" Square Drive	4.43	8.1	6	11	3500	1.83	1/4	3/8	7.06
11PTHH35Q	1/4" Quick Change	4.43	8.1	6	11	3500	1.87	1/4	3/8	7.06
20PTHH403	3/8" Square Drive	7.4	14.8	10	20	4000	1.9	1/4	1/2	8.70
20PTHH40Q	1/4" Quick Change	7.4	14.8	10	20	4000	1.92	1/4	1/2	8.70
35PTHH403	3/8" Square Drive	14.8	25.8	20	35	4000	2.45	1/4	1/2	15.90
35PTHH40Q	1/4" Quick Change	14.8	25.8	20	35	4000	2.31	1/4	1/2	15.90
35PTHHA403	3/8" Square Drive	14.8	25.8	20	35	4000	2.45	1/4	1/2	15.90
55PTHH403	3/8" Square Drive	22.1	40.6	30	55	4000	2.54	1/4	1/2	15.90
55PTHHA403	3/8" Square Drive	22.1	40.6	30	55	4000	2.67	1/4	1/2	15.90
80PTHH354	1/2" Square Drive	36.9	59	50	80	3500	3.09	1/4	3/8	19.40
80PTHHA354	1/2" Square Drive	36.9	59	50	80	3500	3.31	1/4	3/8	19.40
120PTHH304	1/2" Square Drive	55	89	75	120	3000	3.75	3/8	1/2	19.40
120PTHHA304	1/2" Square Drive	55	89	75	120	3000	3.86	3/8	1/2	19.40

7/16" Quick Change Chuck available separately as an accessory

Durable, Economical low maintenance low noise levels efficient air motor external speed control, external speed control, oil less blades reversible

- Durable, Economical low maintenance
- Adaptor 935472 available 3/8" Square to 7/16" Quick Change



Model	Output Drive	Torque Range				Free Speed r/min	Weight Lb	Air Consumption		
		Min Ft Lb	Max Ft Lb	Min Nm	Max Nm			NPT	Hose I.D.	Scfm
7PHH60Q	1/4" Square Drive	2.95	5.2	4	7	6000	1.74	1/4	3/8	8.7
11PHH653	3/8" Square Drive	4.43	8.1	6	11	6500	1.74	1/4	3/8	10.5
11PHH65Q	1/4" Square Drive	4.43	8.1	6	11	6500	1.76	1/4	3/8	10.5
20PHH753	3/8" Square Drive	7.4	14.8	10	20	7500	1.85	1/4	3/8	17.3
20PHH75Q	1/4" Square Drive	7.4	14.8	10	20	7500	1.9	1/4	3/8	17.3
35PHH653	3/8" Square Drive	14.8	25.8	20	35	6500	2.25	1/4	3/8	19.4
35PHH65Q	1/4" Square Drive	14.8	25.8	20	35	6500	2.29	1/4	3/8	15.9
55PHH603	3/8" Square Drive	22.1	40.6	30	55	6000	2.47	1/4	3/8	22.9
80PHH604	1/2" Square Drive	36.9	59	50	80	6000	3.09	1/4	3/8	26.5
120PHH554	1/2" Square Drive	55	89	75	120	5500	3.64	3/8	1/2	30

7/16" Quick Change Chuck available separately as an accessory

Pulse Tools

Durable, Economical low maintenance low noise levels efficient air motor external speed control, oil less blades reversible

- Durable, Economical low maintenance

Model	Output Drive	Torque Range				Free Speed r/min	Weight Lb	Air Consumption		
		Min Ft Lb	Max Ft Lb	Min Nm	Max Nm			NPT	Hose I.D.	Scfm
160PH456	3/4" Square Drive	74	118	100	160	4500	5.7	3/8	1/2	31.7
250PHF406	3/4" Square Drive	118	185	160	250	4000	8.6	3/8	1/2	40.6
400PHF356	3/4" Square Drive	185	295	250	400	3500	11.5	3/8	1/2	42.3



Durable, Economical low maintenance low noise levels, external speed control efficient air motor reversible torque signal port

- Durable, Economical low maintenance

Model	Output Drive	Torque Range				Free Speed r/min	Weight Lb	Air Consumption		
		Min Ft Lb	Max Ft Lb	Min Nm	Max Nm			NPT	Hose I.D.	Scfm
160PTHC256	3/4" Square Drive	74	118	100	160	2500	5.7	3/8	1/2	25.4
250PTHFC226	3/4" Square Drive	118	185	160	250	2200	8.8	3/8	1/2	33.5
400PTHFC206	3/4" Square Drive	185	295	250	400	2000	11.7	3/8	1/2	33.5



Durable, Economical low maintenance low noise levels, external speed control, efficient air motor, reversible, torque signal port



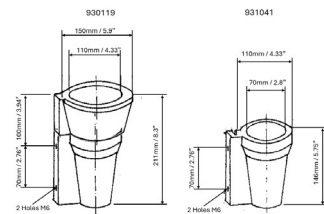
- Durable, Economical low maintenance

Model	Output Drive	Torque Range				Free Speed r/min	Weight Lb	Air Consumption		
		Min Ft Lb	Max Ft Lb	Min Nm	Max Nm			NPT	Hose I.D.	Scfm
15STHC40Q	1/4" Quick Change			5	15	3000	2.43	1/4	3/8	0.1
15STHFC40Q	1/4" Quick Change	3.6	11	5	15	4000	2.43	1/4	3/8	0.1
35STHFC404	1/2" Square Drive	12	26	12	35	4000	3.31	1/4	3/8	1.5
35STHFC40Q	7/16" Quick Change	12	26	15	35	4000	3.31	1/4	3/8	1.5
7STHFC55Q	1/4" Quick Change	1.9	4.9	2.6	6.6	5500	2.05	1/8	3/8	7

Pulse Tools

Rubber tool stand for pulse tools.

- Rubber tool stand provides protection for tool when not in use
- Two sizes - 931041 70mm opening, 930119 110mm opening
- Mounting holes to attach to work benches 2 x M6 on 70mm centers



Model	Description
930119	For Tool Series 7PTH-120PTH
931041	For Tool Series 140/160/250/400

Converts to quick-change chuck

- Adapts 3/8" Square to 7/16" Quick Change

Model	Description
935472	Adapts 3/8" Square to 7/16" Quick Change





Model	Description
935965	For Tool Series 35/55
935966	For Tool Series 80/110/120

Model	Description
937442PT	For Tool Series 7/11/20PTHHA/PHHA
937443PT	For Tool Series 35PTHHA/PHHA
937444PT	For Tool Series 55PTHHA/PHHA
937445PT	For Tool Series 80PTHHA/PHHA
937446PT	For Tool Series 110/120PTHHA/PHHA
937447PT	For Tool Series 7/11/20PTHHA/PHHA
937448PT	For Tool Series 35PTHH/PHH
937449PT	For Tool Series 55PTHH/PHH
937450PT	For Tool Series 80PTHH/PHH
937451PT	For Tool Series 110/120PTHH/PHH

